


Rubber & Vinyl Stair Treads


Rubber and Vinyl Stair Treads provide safe interior stair coverings in any building with pedestrian traffic. Ideal for steps where aesthetics and fire safety are prime prerequisites. Each design is easy to clean and provides for safer pedestrian traffic.

Economical and attractive, Rubber and Vinyl Stair Treads are a long-wearing resilient safety solution. Created using a top quality compound, Rubber and Vinyl Stair Treads add safety and durability, lessen foot traffic noise and offer ease of cleaning on any stairway. Two rubber designs and one vinyl design are available:
Modern and Heavy Duty (Rubber) and General (Vinyl).




MODERN

Rubber Stair Tread



GENERAL

Vinyl Stair Tread



HEAVY DUTY

Rubber Stair Tread

DS Parke Solutions

Ph/Fax 416-207-0944 · www.dsparkesolutions.com

INSTALLATION

Begin installation by spreading adhesive on the stair step completely covering the surface and the nosing.

If using contact adhesive, apply adhesive to bottom of rubber stair tread and completely underneath nosing. Set the rubber stair tread into its proper position on the step. Begin at the nosing and push toward the riser as firmly and tightly as possible. Roll newly installed tread with hand roller to insure that tread is fitted tightly against the step nosing.

MAINTENANCE

Do not wash or apply any surface treatments for about one week after installation to allow sufficient time for the stair treads to become tightly bonded to the steps. Surface can be cleaned with mild detergent cleaner. Vacuum, mop or squeegee detergent from the stair tread. Do not use dusters or mops treated with mineral oil or other petroleum products. Periodically mop treads using 5% solution of liquid chlorine bleach in water.

ARCHITECTURAL SPECIFICATION

Treads shall have a sanded back for proper adhesion, contain no asbestos; molded of top quality compound; free of objectionable odors or imperfections which might impair service.

Select standard length of: 36", 42", 48", 54", 60" or 72". Select standard colors.



DS Parke Solutions

Ph/Fax 416-207-0944 · www.dsparkesolutions.com